

# *Glidewire Advantage*<sup>®</sup>

Peripheral Guidewires

YOUR  
**ADVANTAGE**

 **TERUMO**  
INTERVENTIONAL  
SYSTEMS



# PUSHING BOUNDARIES

Terumo Interventional Systems is **committed to your success** with innovative procedural solutions and ongoing support for your most challenging cases.

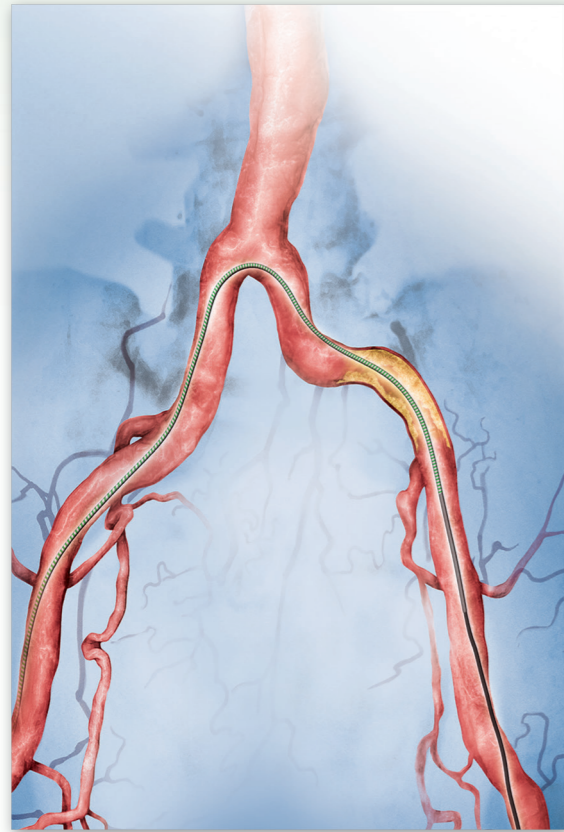
We are relentlessly seeking new ways to help you apply effective solutions and achieve **better outcomes for more patients.**

**TERUMO**  
INTERVENTIONAL  
SYSTEMS

# Glidewire Advantage®

Peripheral Guidewires

GLIDEWIRE ADVANTAGE® 0.035", 0.018", and 0.014" guidewires offer an ideal design for above-the-knee and below-the-knee procedures to provide the optimal combination of durability, crossability, maneuverability and device support to manage the targeted lesion.

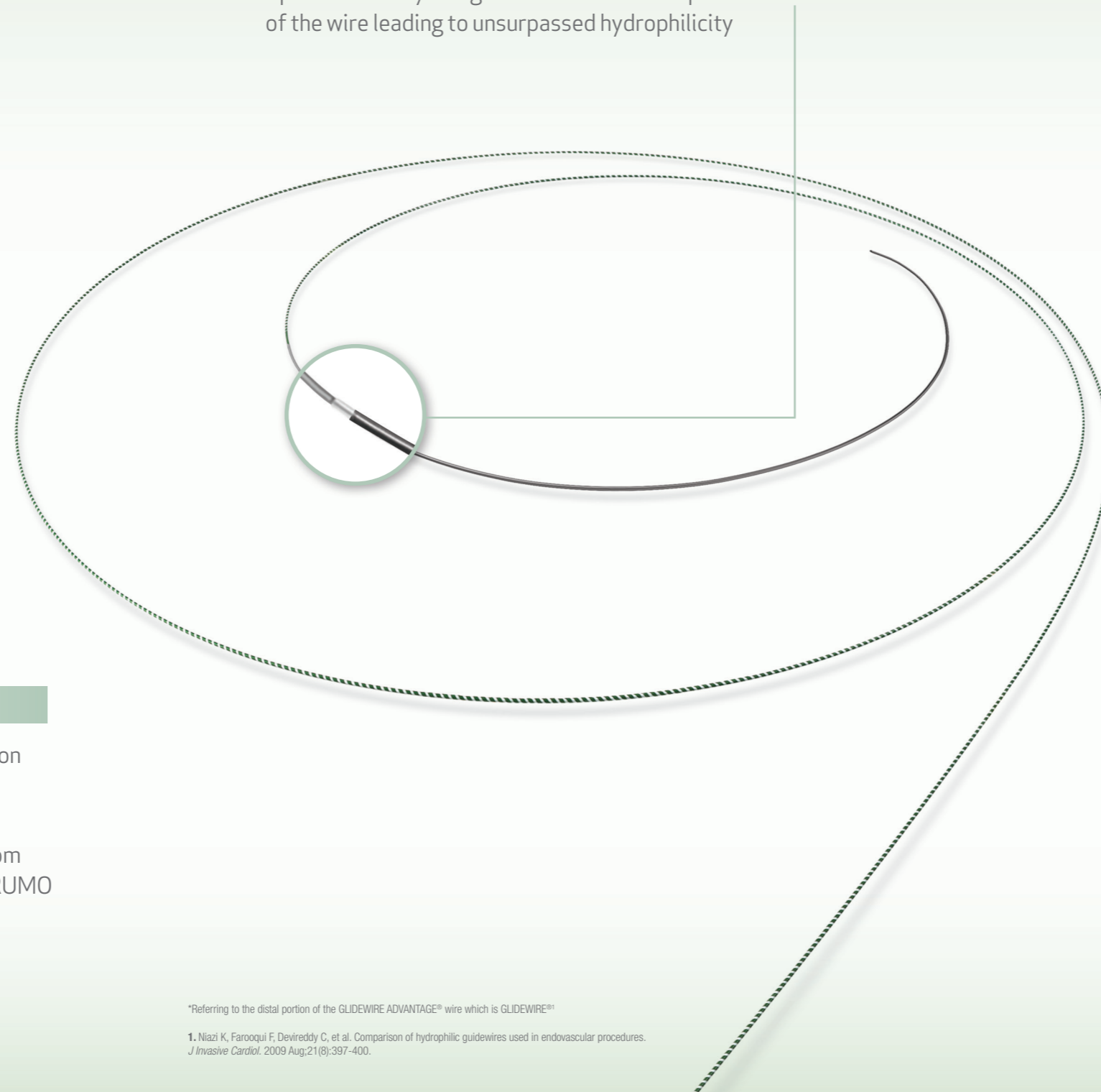


## ACCESS

- 25 cm distal portion features original GLIDEWIRE® construction with TERUMO Glide Technology™ hydrophilic coating
- Leading GLIDEWIRE® performance for lesion access
- Kink resistant performance and shape retention capability from nitinol core material (both distal and proximal parts) with TERUMO Glide Technology™ hydrophilic coating
- Designed to minimize the need for multiple wire exchanges

## CROSS

- Superior Crossability\*
- The GLIDEWIRE ADVANTAGE® nitinol fusion joint connects standard GLIDEWIRE® to a stiffer proximal nitinol core for excellent torque transfer, steerability, and device support
- Optimal lubricity design in first 25 cm distal portion of the wire leading to unsurpassed hydrophilicity

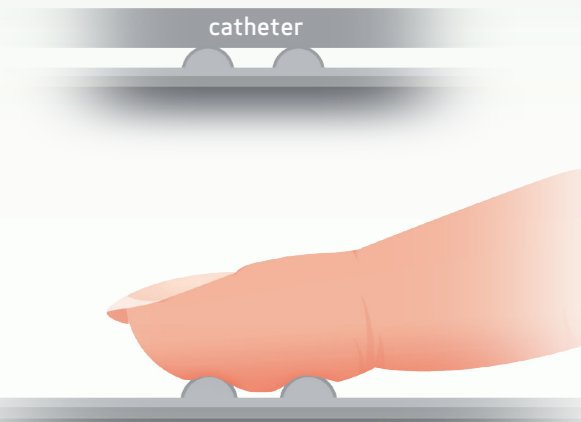


## INTERVENE

- An extra stiff proximal core shaft with our unique spiral PTFE coating provides device support and smooth tracking even in complex anatomies. The proximal and distal shafts are connected seamlessly to provide atraumatic and soft navigation.

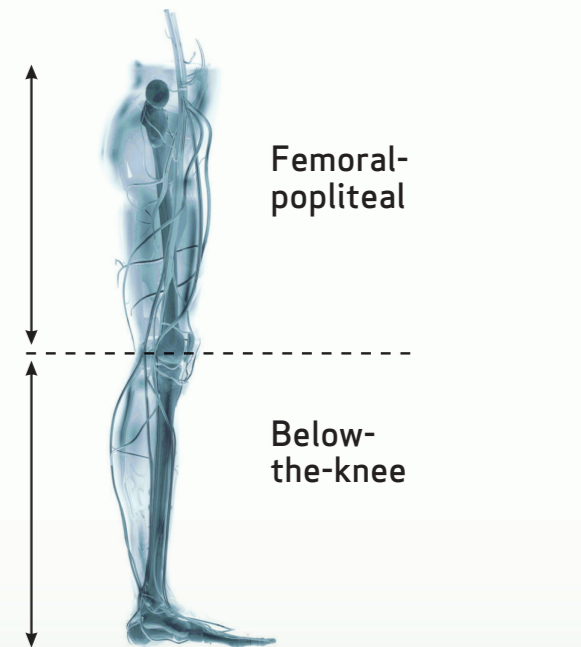
### Inside catheter:

The spiraled PTFE limits the surface contact in the catheter lumen for improved tracking of the catheter on the wire.



### With fingertips:

The spiraled PTFE structure acts as a grip for better handling support and navigational control.



## APPLICATIONS

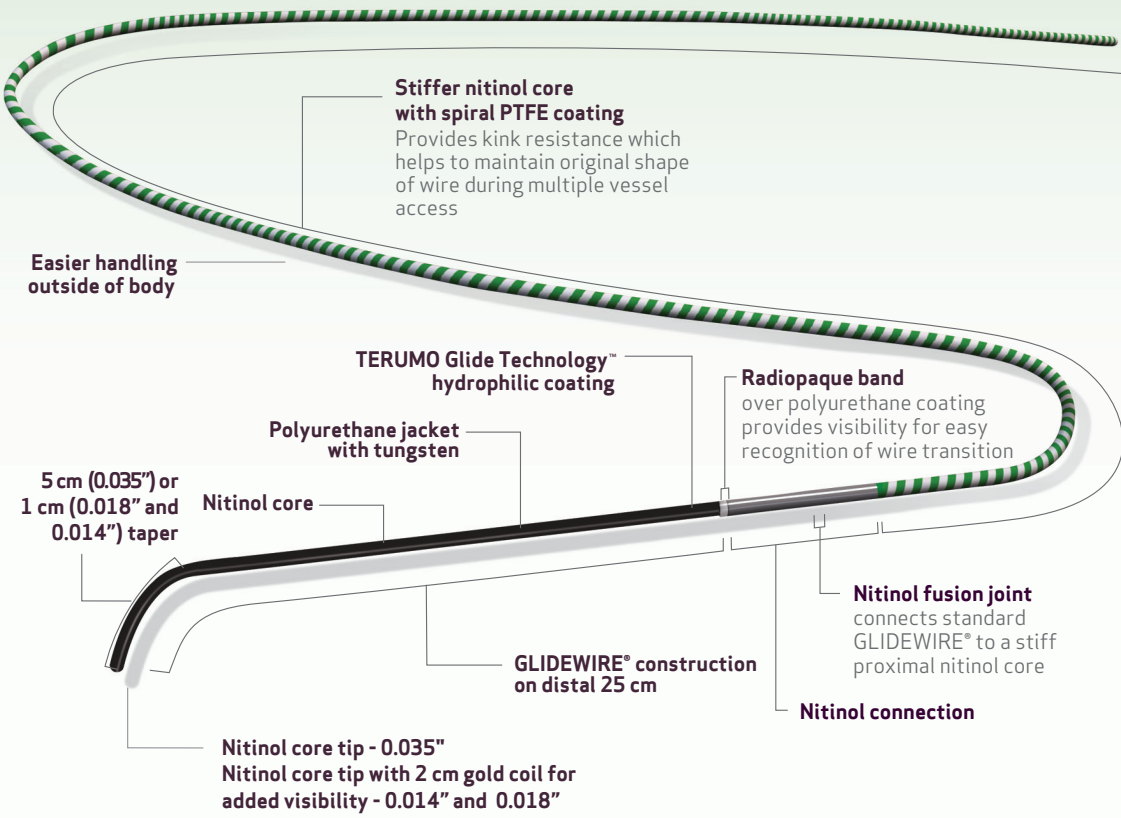
GLIDEWIRE ADVANTAGE® offers a full range of peripheral platforms: 0.035", 0.018", and 0.014".

\*Referring to the distal portion of the GLIDEWIRE ADVANTAGE® wire which is GLIDEWIRE®<sup>®1</sup>

1. Niazi K, Farooqui F, Devireddy C, et al. Comparison of hydrophilic guidewires used in endovascular procedures. *J Invasive Cardiol.* 2009 Aug;21(8):397-400.

# Glidewire Advantage<sup>®</sup>

Peripheral Guidewires



Packed 1 per box

Product Code	Diameter	Total Length	Spiral PTFE Proximal Coating Length	Distal GLIDEWIRE <sup>®</sup> Length	Flexible Tip Length (taper)	Tip Shape
GA1418	0.014"	180 cm	155 cm	25 cm	1 cm	Angle
GA1430	0.014"	300 cm	275 cm	25 cm	1 cm	Angle
GA1818	0.018"	180 cm	155 cm	25 cm	1 cm	Angle
GA1830	0.018"	300 cm	275 cm	25 cm	1 cm	Angle
GA3501	0.035"	180 cm	155 cm	25 cm	5 cm	Angle
GA3502	0.035"	260 cm	235 cm	25 cm	5 cm	Angle

**FIND OUT MORE** |



Phone: 800.862.4143



terumo.com



Fax: 800.411.5870

RX ONLY. Refer to the product labels and package insert for complete warnings, precautions, potential complications, and instructions for use.

©2018 Terumo Medical Corporation. All rights reserved.  
All brand names are trademarks or registered trademarks of Terumo. PM-00381

