

AZUR HydroPack™

Peripheral Coil System

SOFT **PACKING.**
LONG **LASTING.**

In a Category of its Own



TERUMO
INTERVENTIONAL
SYSTEMS



PUSHING BOUNDARIES

Terumo Interventional Systems is **committed to your success** with innovative procedural solutions and ongoing support for your most challenging cases.

We are relentlessly seeking new ways to help you achieve **better outcomes for more patients.**

**TERUMO**
INTERVENTIONAL
SYSTEMS

AZUR HydroPack™

Peripheral Coil System

FEEL THE SOFTNESS

Soft coil design allows for tight packing and smooth delivery

Find and fill empty space with precise coil placement and a short landing zone.



14.3% tighter landing zone

The AZUR HYDROPACK coil is designed to pack tightly behind previously placed coil(s), with 14.3% tighter landing zone than POD packing system.¹

Optimized for trackability and microcatheter stability during coil delivery

Compatible with
2.4Fr PROGREAT®
Microcatheter

Compatible with
2.8Fr PROGREAT
Microcatheter



AZUR HYDROPACK coil
0.018" | Gel Core



Pod Packing
0.020" | Hollow Core



Pod Packing LP
0.0135" | Hollow Core

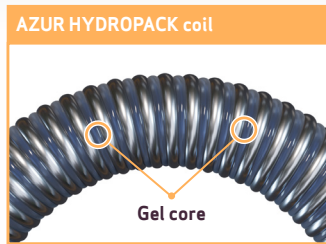
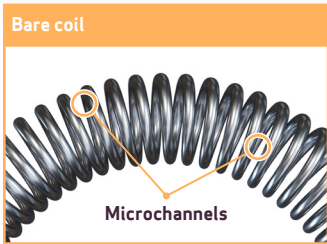


Compatibilities based on manufacturer's label

RELY ON HYDROGEL

Hydrogel polymer expands to create a gel core for mechanical occlusion, eliminating microchannel

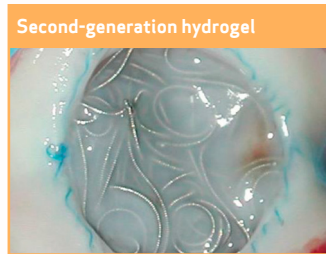
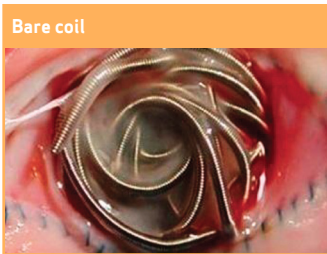
Microchannels matter | Density of fill



154%

greater true volume with hydrogel versus 0.020" Pod Packing coils.¹

Neointimal tissue growth

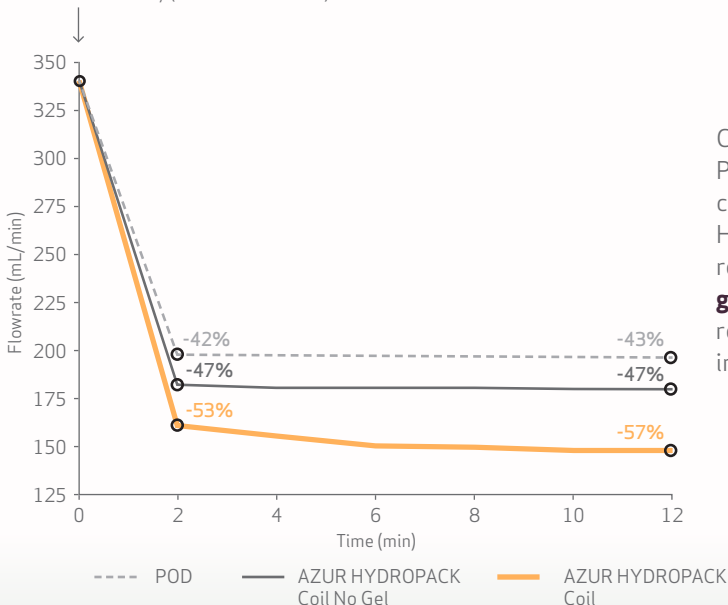


Unlike thrombus, hydrogel is not absorbed by the body—it acts as a scaffold for regenerative neointimal tissue growth.²

Hydrogel effect on flow

Average flow rate reduction after coil deployment¹

T=0: Anchor coil only (reference flow rate)



Compared with POD Packing coil, the AZUR HYDROPACK coil results in a **14% greater flow rate** reduction in in-vitro testing.¹

Testing completed using PBS (Phosphate buffered solution)

PACK WITHOUT COMPROMISE


Versatile design means the AZUR HYDROPACK coil can be your go-to packing coil

AZUR treatment algorithm | Vessel

- 1 Start with a coil of appropriate diameter, larger than or equal to the width of the vessel.
- 2 Use the AZUR HYDROPACK coil, designed to pack tightly behind previously placed coil(s).

AZUR treatment algorithm | Aneurysm

- 1 Start with a coil of appropriate diameter, larger than or equal to the width of the aneurysm neck.
- 2 Fill space with volumetrically efficient coils, sizing down as available space decreases in the aneurysm.
- 3 Utilize the AZUR HYDROPACK coil to find and fill open space within the aneurysmal sac.



AZUR HydroPack™

Peripheral Coil System

Discover the newest addition to the peripheral coil system, with increased volume and a versatile range of offerings.


AZUR HYDROPACK coil						
PRODUCT CODE	DESCRIPTION	LENGTH (CM)	MICROCATHETER COMPATIBILITY*		SOFTNESS	HYDROGEL
			PROGREAT 2.4Fr	PROGREAT 2.8Fr		
45-880005	AZUR HYDROPACK coil 18; 5 cm	5	✓	✓	✓	✓
45-880010	AZUR HYDROPACK coil 18; 10 cm	10	✓	✓	✓	✓
45-880020	AZUR HYDROPACK coil 18; 20 cm	20	✓	✓	✓	✓
45-880035	AZUR HYDROPACK coil 18; 35 cm	35	✓	✓	✓	✓
45-880050	AZUR HYDROPACK coil 18; 50 cm	50	✓	✓	✓	✓
45-880060	AZUR HYDROPACK coil 18; 60 cm	60	✓	✓	✓	✓

*AZUR HYDROPACK coil is compatible with microcatheters ranging from 0.021" - 0.027" I.D.

AZUR Hydrogel Coils

In a Category of their Own


The AZUR Family of Coils are the only coils that integrate soft, pliable hydrogel, an expanding biologically inert scaffold that encourages regenerative neointimal tissue growth.



AZUR Peripheral HydroCoil



AZUR CX Peripheral Coil System



AZUR HYDROPACK Coil

FIND OUT MORE



US: 800.888.3786
CA: 833.883.7866



US: terumo.com
CA: terumocanada.ca

Indications for Use: The AZUR system is intended to reduce or block the rate of blood flow in vessels of the peripheral vasculature. It is intended for use in the interventional radiologic management of arteriovenous malformations, arteriovenous fistulae, aneurysms, and other lesions of the peripheral vasculature.

Manufacturer: MicroVention, Inc., 35 Enterprise, Aliso Viejo, CA 92656 USA
Distributed by Terumo Medical Corporation, 265 Davidson Avenue, Somerset, NJ 08873.

RX ONLY. Refer to the product labels and package insert for complete warnings, precautions, potential complications, and instructions for use.

References: 1. Data on file 2. Tsumoto T, et al. Evaluation of the new HydroSoft coil in a canine model of bifurcation aneurysm Laboratory investigation: *J Neurosurg* 111:11-16, 2009

©2023 Terumo Medical Corporation.

All brand names are trademarks or registered trademarks of their respective owners.
PM-07481

TERUMO
INTERVENTIONAL
SYSTEMS